



ProQuest
Ebook Central™



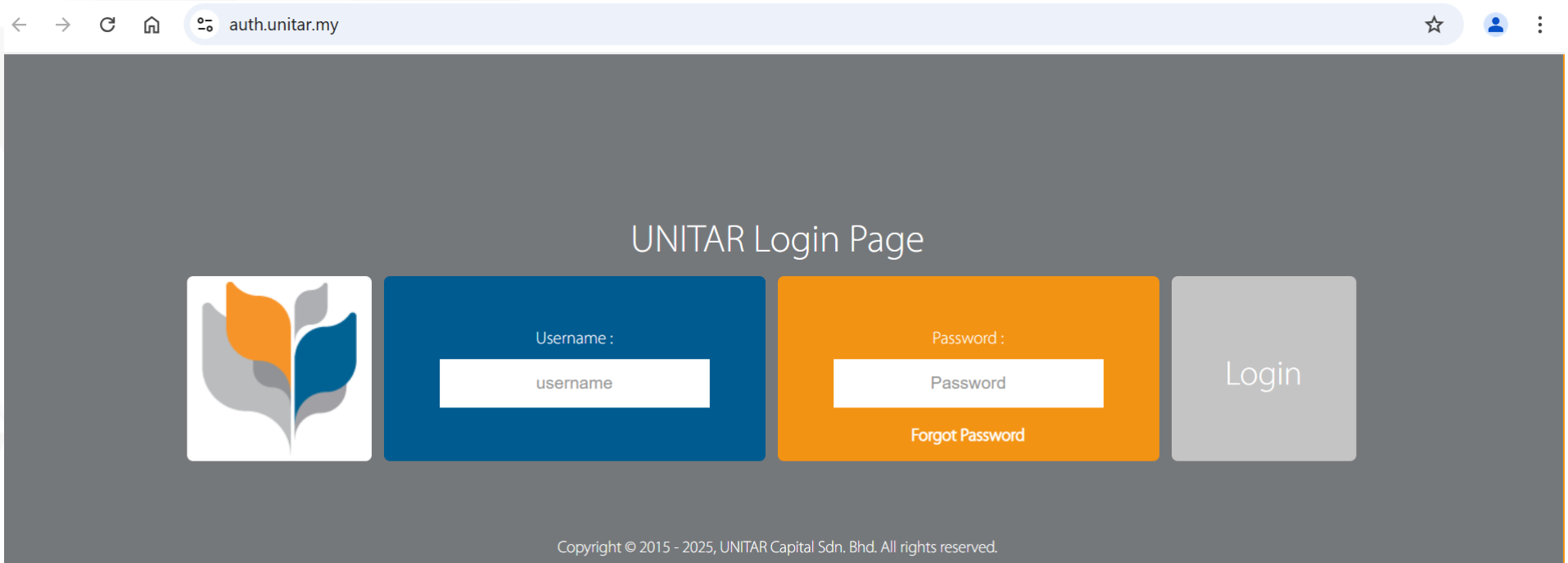
Guide to Access Proquest E-Book Central

Prepared by Learning Resource Centre (LRC)



Guide to Access E-Resources

1. Login at UNITAR login page: <https://auth.unitar.my>



The screenshot shows a web browser window with the address bar displaying "auth.unitar.my". The page content includes the UNITAR logo, a "Username" field with the placeholder "username", a "Password" field with the placeholder "Password", and a "Forgot Password" link. A "Login" button is also present. The footer contains the copyright notice: "Copyright © 2015 - 2025, UNITAR Capital Sdn. Bhd. All rights reserved."

UNITAR Login Page

Username :
username

Password :
Password
Forgot Password


Login

Copyright © 2015 - 2025, UNITAR Capital Sdn. Bhd. All rights reserved.

Guide to **Access the Online Databases**

2. Select LRC.

e-Applications



Guide to Access the Online Databases

Select 'E-Resources' and select Proquest




E-Resources

Login credentials required



SUBSCRIPTION DATABASE:
Emerald Insight

2



SUBSCRIPTION DATABASE:
ProQuest Ebook Central



SUBSCRIPTION DATABASE: Lexis
Advance Malaysia



SUBSCRIPTION DATABASE:
Serambi Ilmu Rakyat



OPEN ACCESS DATABASE: Open
Access Theses Dissertation (OATD)



OPEN ACCESS DATABASE:
ProQuest Dissertations & Theses
Open (PQDT Open)



OPEN ACCESS DATABASE:
Directory of Open Access Journal
(DOAJ)



OPEN ACCESS DATABASE:
SpringerOpen

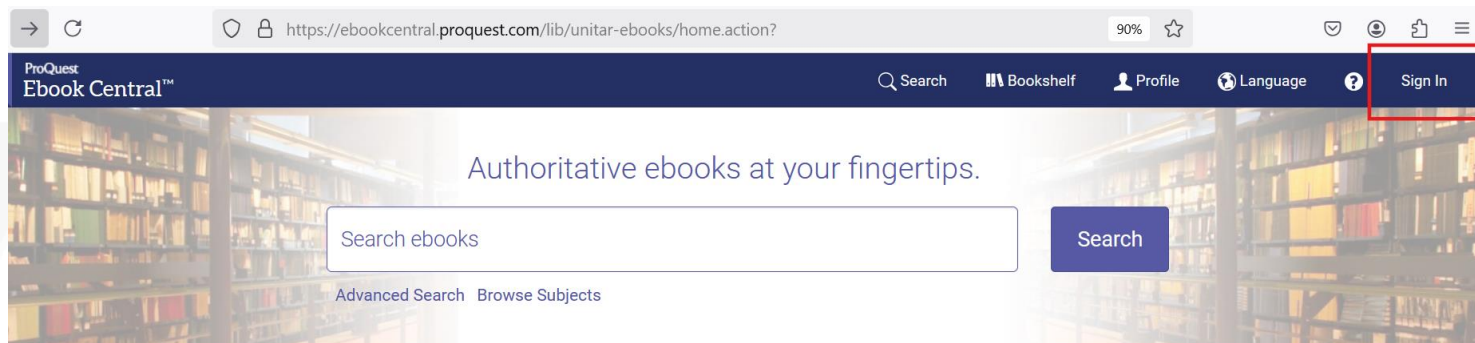
Guide to Access E-Resources


Request Proquest Ebook Central Account

01

Go to the Proquest Ebook Central website at:
<https://ebookcentral.proquest.com/lib/unitar-ebooks/home.action>

Select 'Sign in' link





UNITAR International University has selected ProQuest Ebook Central as a key ebook provider.

Have questions about ebooks?


[View Ebook Central LibGuide](#)
[View help FAQs](#)

Commitment to accessibility

In the continuing effort to provide all users with a fully accessible experience, Ebook Central has achieved a 100% Gold rating from ASPIRE. To learn more, read our Accessibility Statement.



Trusted content.



You need credible content from authoritative, scholarly sources. Ebook Central delivers with a breadth and depth of ebooks from scholarly sources, including university presses and other top publishers.

Guide to Access E-Resources

Request Proquest Ebook Central Account

02

Select 'Request Account' button



Sign In to use authoritative ebooks provided by UNITAR International University



Trusted Content

Find scholarly ebooks in multiple subjects from world-renowned publishers



On the Go

Search for ebooks for your laptop, tablet or phone, and download for offline reading



Save and Share

Create highlights, notes, and bookmarks for later, and share research with others

New to Ebook Central?

You can request an account for free.

Request Account

ebrary is now Ebook Central!



Sign in with your ebrary credentials below

Sign In

Email/username

Password

Forgot username or password?

Sign In

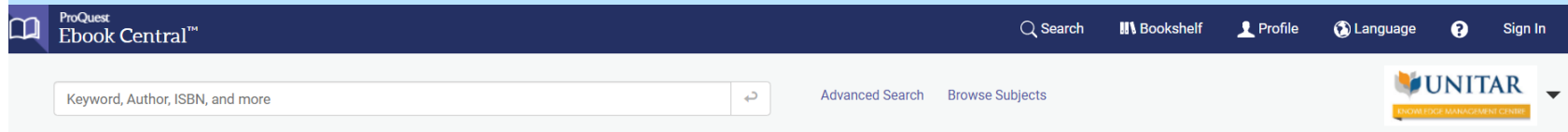
Guide to Access E-Resources

Request Proquest Ebook Central Account

03

Please complete the form by providing your First Name, Last Name, Student Email, and Password.

Note: Only registration using an official student email will be accepted; others will be rejected.



The screenshot shows the top navigation bar of the ProQuest Ebook Central website. On the left, there is a logo for ProQuest Ebook Central. On the right, there are links for Search, Bookshelf, Profile, Language, and Sign In. Below the navigation bar is a search bar with the placeholder text "Keyword, Author, ISBN, and more". To the right of the search bar are links for "Advanced Search" and "Browse Subjects". In the bottom right corner of the header area, there is a logo for UNITAR (UNIVERSITY INFORMATION TECHNOLOGY AND RESEARCH MANAGEMENT CENTRE).

Request Account

I have an account. [Sign In](#)

FIRST NAME	<input type="text" value="Ahmad"/>	
LAST NAME	<input type="text" value="Zakaria"/>	
EMAIL/USERNAME	<input type="text" value="mc250112345@student.unitar.my"/>	Your email address becomes your username.
PASSWORD	<input type="password" value="....."/>	Minimum 8 Characters. Please do not use spaces.
MESSAGE TO LIBRARY	<input type="text" value="Bachelor in Business Administration"/>	

I agree to ProQuest's Privacy Policy and Terms of Service.

Request Account

Guide to Access E-Resources

Sign in to Proquest Ebook Central

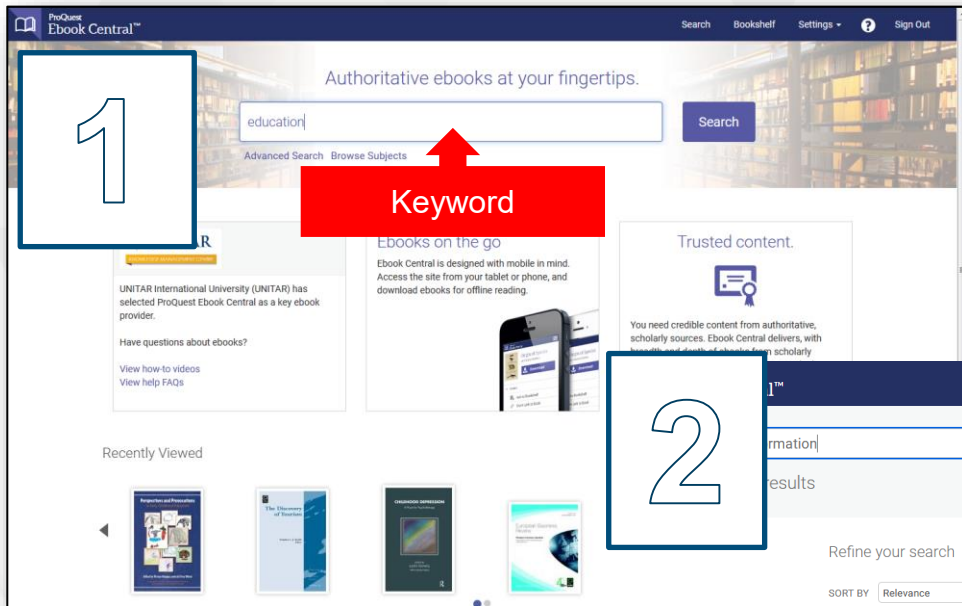
01

Go to the Proquest Ebook Central website at:
<https://ebookcentral.proquest.com/lib/unitar-ebooks/home.action>

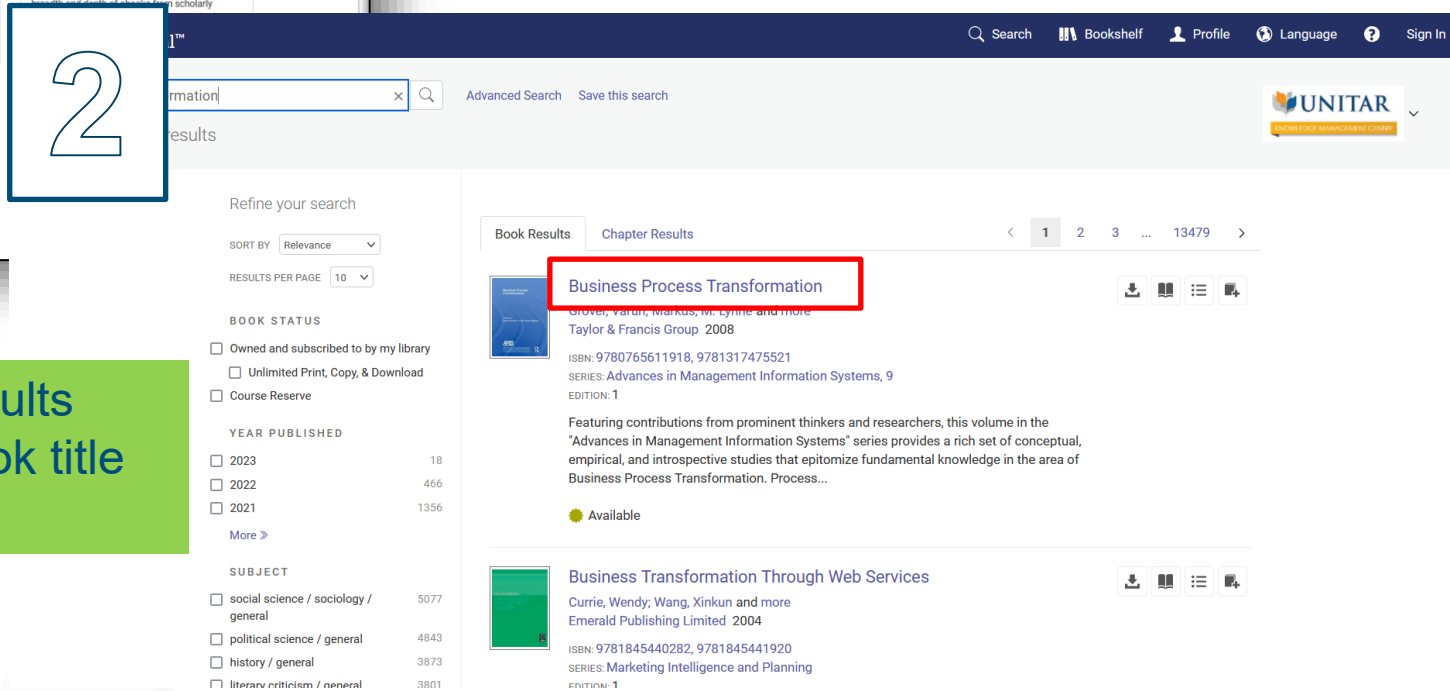
Click 'Sign in'

The screenshot shows the ProQuest Ebook Central website interface. At the top, there is a dark blue navigation bar with the ProQuest Ebook Central logo on the left and search, bookshelf, profile, language, and sign-in options on the right. Below the navigation bar is a banner image of a library with the UNITAR logo. The main content area features a 'Sign In' link on the left and a central message: 'Sign In to use authoritative ebooks provided by UNITAR International University'. Below this message are three columns of service highlights: 'Trusted Content' (find scholarly ebooks), 'On the Go' (search for ebooks on various devices), and 'Save and Share' (create highlights and share research). At the bottom left, there is a 'New to Ebook Central?' section with a 'Request Account' button. On the right side, a red box highlights the 'Sign In' form, which includes a text box for 'Email/username', a text box for 'Password', a 'Forgot username or password?' link, and a 'Sign In' button. Above the sign-in form, a callout box states 'ebrary is now Ebook Central!' and instructs users to sign in with their ebrary credentials.

PROQUEST EBOOK CENTRAL



1. Enter a 'keyword' and click the search button.



2. On the Search Results page, select the e-book title to read it online.

Read Online

On the Read Online page, users can search for any keyword within the e-book.

The screenshot displays the ProQuest Ebook Central interface. At the top, the navigation bar includes the ProQuest Ebook Central logo, and links for Home, Search, Bookshelf, Settings, a help icon, and Sign In. Below the navigation bar is a toolbar with various icons for document actions such as download, PDF, print, copy, link, chat, and zoom. The main content area is split into two panels. On the left is a search sidebar with a search bar containing the text "Search within book" and a "Search" button. Below the search bar, it shows "259 results for business transformation" and a "Clear" button. A "By Chapter" section lists the following chapters with progress indicators: Cover, Half Title, Title Page, Copyright Page, Table of Contents, and Series Editor's Introduction. On the right is a document viewer showing the title page of the e-book, "Business Process Transformation", on a blue background. The page number "Page Intro of 349" is visible in the bottom right corner of the viewer.

Full Download

To download the e-book, select 'full download' icon

The screenshot displays the ProQuest Ebook Central interface. At the top, the navigation bar includes 'ProQuest Ebook Central™', 'Home', 'Search', 'Bookshelf', 'Settings+', and 'Sign In'. Below this, a toolbar contains various icons for document actions. The 'Full Download' icon, which shows a document with a downward arrow, is highlighted with a red square. The main content area shows a book cover for 'Business Process Transformation' with a 'Full Download' button above it. On the left, a search sidebar is visible, showing '259 results for business transformation' and a list of chapters including 'Cover', 'Half Title', 'Title Page', 'Copyright Page', 'Table of Contents', and 'Series Editor's Introduction'.

Create Proquest E-Book Account

To download the full e-book, users must create a ProQuest account. Complete the form and click the 'Create Account' button

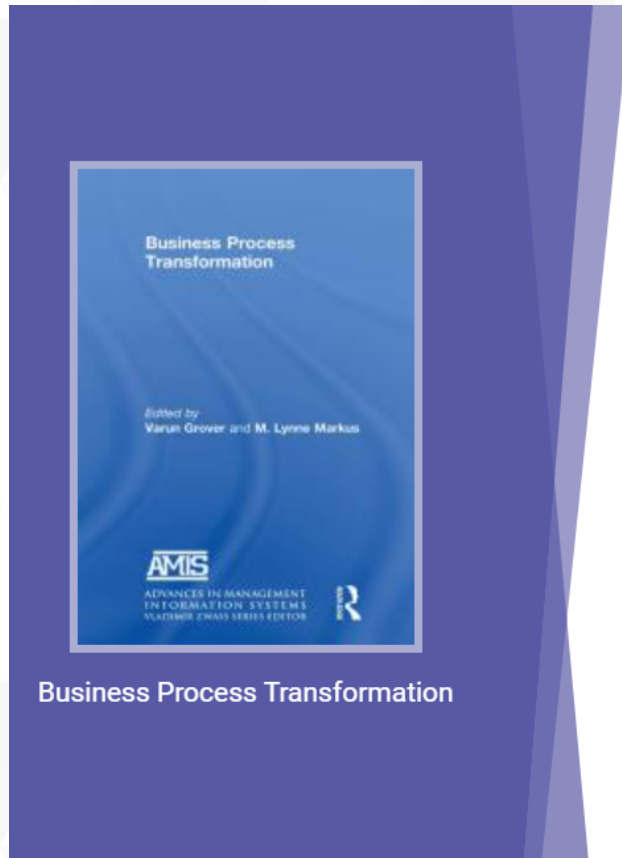
The screenshot displays the ProQuest Ebook Central interface. At the top, the navigation bar includes 'Home', 'Search', 'Bookshelf', 'Settings', and 'Sign In'. The main content area shows a document viewer for 'Page Intro of 349'. A modal window is centered on the screen, titled 'Create Account to download books... it's free!'. The modal contains the following elements:

- Text: 'Get back to your book in less than a minute.'
- Text: 'Have an account? [Sign In >](#)'
- Form fields: 'First Name', 'Last Name', 'Email/username', and 'Password'.
- Text: 'Minimum 8 Characters. Please do not use spaces.'
- Text: ' I agree to ProQuest's [Privacy Policy](#) and [Terms of Service](#)'
- Button: 'Create Account'

The background document viewer shows a search bar with 'SEARCH' and 'To Search for an exact phrase, use quotes: "bu...'. Below the search bar, it indicates '259 results for business transform...'. A table of contents is visible on the left side of the viewer, listing sections such as 'Cover', 'Half Title', 'Title Page', 'Copyright Page', 'Table of Contents', and 'Series Editor's Introduction'.

Download Full Text Proquest E-Book

Select your device and click 'continue' button.



What device are you using?



Laptop Desktop



iOS

(iPad, iPhone, iPod)



Android

(Phone, Tablet)



Other

- I'm using my own computer
- I'm using a public computer

Continue



Download Adobe Digital Editions

Download and install Adobe Digital Editions (ADE) on your device. This software is necessary for opening and reading downloaded e-books in protected formats.

You will need Adobe Digital Editions


Adobe Digital Editions is required to download books. This free software is different from Adobe Reader.

A free Adobe ID is also required to transfer the book to another device. It is not required to read books on this computer.

[Get Adobe Digital Editions](#)

[Go back](#)

[Done with this step](#)




Business Process Transformation



Download Full Text Proquest E-Book

Choose a loan period (e.g., 1, 7, 14 or 21 days). Confirm your selection. Then, click 'Download' button.



Business Process Transformation

Edited by
Varun Grover and M. Lynne Markus

AMIS
ADVANCES IN MANAGEMENT
INFORMATION SYSTEMS
VLADIMIR ZWASS SERIES EDITOR

R

Business Process Transformation

Download Your Book

AUTHOR: Grover, Varun Markus, M. Lynne

LENGTH: 366 Pages

FILE SIZE: 21358K (20.9MB)

LOAN LENGTH:

DOWNLOAD FORMAT:

- 1 day
- 7 days
- 14 days
- 21 days

Download

Download Full Text Proquest E-Book

Once the download is complete, open the e-book using ADE. You can now read the full e-book offline within the loan period.

The image shows a Windows File Explorer window with the 'Downloads' folder selected. A red box highlights a file named '2049492' with a PDF icon, and a red arrow points to it from the right. Below this, the Adobe Digital Editions (ADE) interface is shown. A red arrow points from the '2049492' file down to a book cover in the ADE library. The book cover is titled 'Business Process Transformation' by Grover, Varun; Markus, M. Lynne; and is highlighted with a red box. The ADE interface also shows other books in the 'Bookshelves - All Items (7)' section, including 'Advances in Business and Management Forecasting', 'Continuing to Broaden the Marketing Concept', 'Getting Started with Adobe Digital Editions', 'What We Say and How We Say It', and 'Maturing Leadership'.

THANK YOU