

Lexis®



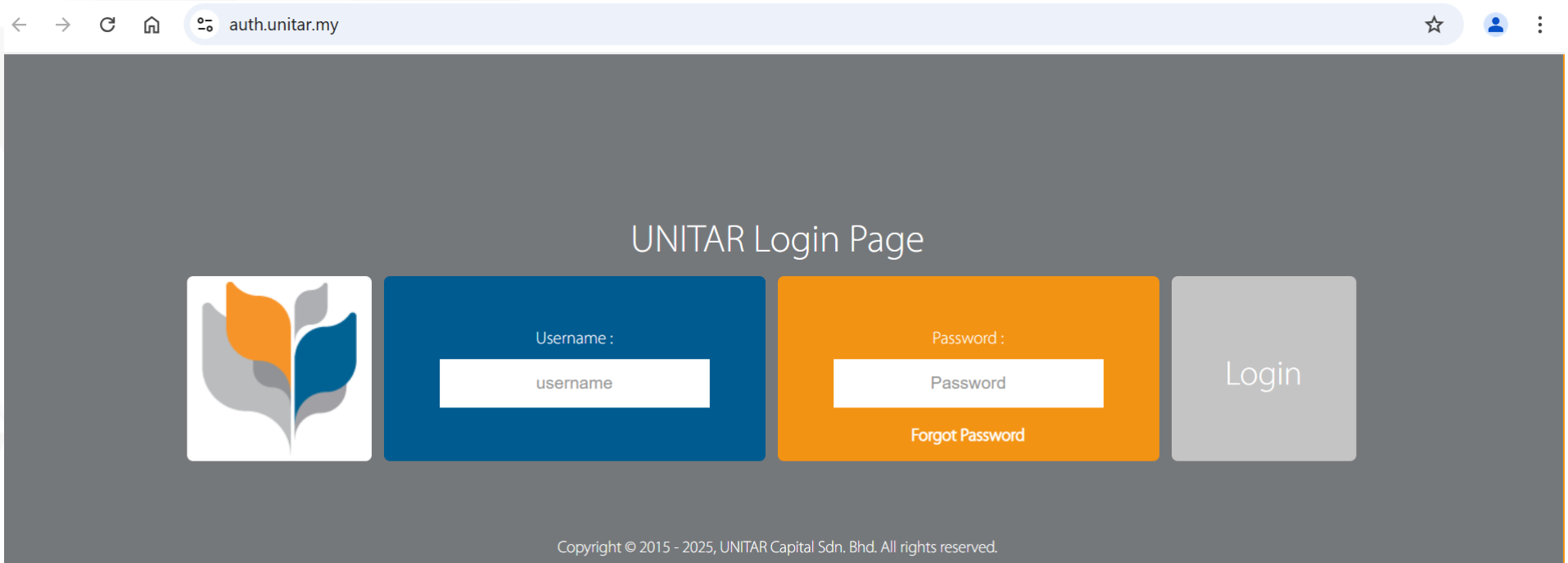
# Guide to Access Lexis Advance

Prepared by Learning Resource Centre (LRC)



# Guide to Access E-Resources

1. Login at UNITAR login page: <https://auth.unitar.my>




The screenshot shows a web browser window with the address bar displaying "auth.unitar.my". The page content is centered on a dark grey background and features the UNITAR logo on the left, which consists of three stylized leaves in orange, blue, and grey. To the right of the logo is a blue rectangular box containing the text "Username :" above a white input field with the placeholder text "username". Further right is an orange rectangular box containing the text "Password :" above a white input field with the placeholder text "Password", and a "Forgot Password" link below it. To the far right is a grey rectangular button with the text "Login". At the bottom of the page, there is a copyright notice: "Copyright © 2015 - 2025, UNITAR Capital Sdn. Bhd. All rights reserved."

# Guide to **Access the Online Databases**

---

## 2. Select LRC.

### e-Applications



# Guide to Access the Online Databases

Select 'E-Resources' and select Lexis




## E-Resources

Login credentials required



SUBSCRIPTION DATABASE:  
Emerald Insight



SUBSCRIPTION DATABASE:  
ProQuest Ebook Central

2



SUBSCRIPTION DATABASE: Lexis  
Advance Malaysia



SUBSCRIPTION DATABASE:  
Serambi Ilmu Rakyat



OPEN ACCESS DATABASE: Open  
Access Theses Dissertation (OATD)



OPEN ACCESS DATABASE:  
ProQuest Dissertations & Theses  
Open (PQDT Open)



OPEN ACCESS DATABASE:  
Directory of Open Access Journal  
(DOAJ)



OPEN ACCESS DATABASE:  
SpringerOpen

# Guide to Access E-Resources

## Sign in to Lexis Advance Malaysia

01

Go to URL: <https://advance.lexis.com/>

Lexis®

Sign In [Help](#)

ID

[Next](#)

[Forgot your ID or password?](#)

Use of this service is subject to [terms & conditions](#).

**NEW**

### Transform Your Legal Work With the New Lexis+ AI™

Using the fastest legal generative AI with conversational search, drafting, summarization, document analysis, and verifiable linked legal citations.

[EXPLORE LEXIS+ AI](#)

# Guide to Access E-Resources

## Sign in to Lexis Advance Malaysia



Sign in using credentials below (select one only):

ID	Password
unitar100	Lex1s@Un1tar@
unitar200	Lex1s@Un1tar
unitar300	Lex1s@Un1tar

The screenshot shows the Lexis sign-in page in a browser. The URL is [signin.lexisnexis.com/lnaccess/app/signin?back=https%3A%2F%2Fadvance.lexis.com%3A443%2F&aci=la](https://signin.lexisnexis.com/lnaccess/app/signin?back=https%3A%2F%2Fadvance.lexis.com%3A443%2F&aci=la). The page features the Lexis logo at the top left, a 'Sign In' heading, and a 'Help' link. A red box highlights the sign-in form, which includes an 'ID' input field, a 'Next' button, and a link for 'Forgot your ID or password?'. Below the form, a note states 'Use of this service is subject to terms & conditions.' On the right side of the page, there is a promotional banner for 'Lexis+ AI' with the text 'Transform Your Legal Work With the New Lexis+ AI™' and a button that says 'EXPLORE LEXIS+ AI'.

**THANK YOU**